

BAXI

Warmth, efficiency,
and total peace of mind.



Combi & Heating Boilers



think
intelligence within

Self-Monitoring
Self-Adjusting
Self-Commissioning

High Efficiency, Wall Mounted, Modulating
Condensing Boilers with "THINK Intelligence Within."





Why Choose Baxi?

In North America, Baxi's combination heating and domestic hot water boilers were first-to-market, reliably heating homes for almost 2 decades.

98% of customers recommend Baxi

Over 8 million boilers produced

Best in class **ENERGY STAR®** ratings at **95% AFUE** provide lower utility bills and reduced carbon emissions.

Why Choose a Combi Boiler?

Combi boilers provide central heating and give you an endless supply of hot water. This means they're **economical to run**, as hot water is only produced when you need it. What's more, there's no need for a separate water heater. **Combi boilers are compact and wall-mounted, saving you valuable space.**

150 Plus Years of **BAXI**

1866

Founder Richard Baxendale opened the doors to his new company.




1966

The Bermuda, Baxi's most famous gas-fired boiler was launched. Celebrated 100th anniversary.



1984

A series of acquisitions took place leading to the ownership of the Bassano del Grappa plant in Italy.



2000

Baxi introduced the first high efficiency combi boiler to North America.



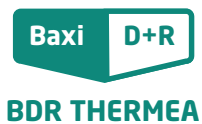
2006

The award-winning Baxi Duo-tec Combi high efficiency boiler was launched.



2010

Baxi merged with De Dietrich and Remeha to form BDR Thermea Group.



2018

BDR Thermea Group opens Baxi operations in North America.



think

intelligence within

Innovative Technology

Baxi's pioneering THINK combustion management system provides the installer with the easiest boiler to commission and operate.

The THINK combustion management system continuously monitors the gas and air mix and adapts its output to suit your heat and hot water requirements most efficiently. The result is lower gas consumption, reduced wear and tear on components and ultimately increased reliability of the boiler.

USER FRIENDLY CONTROLS WITH CLEAR, EASY TO READ DISPLAY

View Boiler Operating Information:

Heating System Water Pressure
Heating Flow / Return Temperature
Outdoor Temperature (With External Probe Installed)
Domestic Hot Water Temperature

Domestic Hot Water Temperature Adjustment
[Decrease]

Domestic Hot Water Temperature Adjustment
[Increase]



Switch Off, Reset, Exit Menus / Functions

Heating Water Temperature Adjustment
[Increase]

Heating Water Temperature Adjustment
[Decrease]

Operation Mode. DHW, DHW & Heating, Heating Only

Gas Adaptive (GA) Models

Duo-tec Compact 30 GA

Luna Duo-tec 40 GA

Luna Duo-tec 60 GA

Luna Duo-tec 1.33 GA

Luna Duo-tec 1.48 GA

Gas Adaptive Technology

Our THINK control with gas adaptive technology self-regulates constantly to maintain maximum efficiency values, reducing gas consumption and generating less pollution thanks to the continuous control of emissions.

Benefits of Gas Adaptive:

- Automatically adjusts – combustion analyzers are not necessary but recommended, no gas valve adjustments are required.
- Boiler adapts itself to the quality of the gas and the length of the flue gas exhaust pipes, keeping efficiency constant.
- Boiler automatically recognizes the fuel being supplied and the THINK control takes care of the rest. No LP conversion kits/orifice changes are needed.

30_{GA} Duo-tec Compact

A compact, high efficiency gas-fired solution for central heating and domestic hot water needs. The 30 GA features THINK combustion management system with gas adaptive control technology.

Features:

- 93 MBH Input in CH Mode / 115.5 MBH in DHW Mode
- Domestic hot water flow rates 2.5 GPM @ 70° temperature rise
- 95% AFUE
- THINK combustion management system
- GAC (gas adaptive control)
- 7:1 Turndown modulation ratio in DHW mode
- 5.5:1 Turndown modulation ratio in central heating mode
- Enhanced stainless steel secondary heat exchanger delivers domestic hot water with 3-way diverter valve priority
- Load matching pump
- Stainless steel ANSI 316L pre-mixed burner and heat exchanger
- Approved for closet installation, saving valuable living space
- Equipped with the pre-heating function of the exchanger which guarantees the immediate production of domestic hot water at the set comfort temperature
- Vent Material: coaxial or two-pipe polypropylene
- Gas Type: Natural Gas / Propane
- Product Dimensions: 15.75"(w) x 11.75"(d) x 27.5"(h)
- Weight: 79 lbs



think
intelligence within



Standard Equipment:

- High limit sensors
- Low water cut-off
- Shut off valves
- Pressure relief valve
- System pressure gauge
- Expansion tank and Auto bypass
- Electronic Ignition
- Freeze Protection Safety Device

Optional Equipment:

- Outdoor Sensor

LIMITED Warranty:

- 5-Year parts warranty for added peace of mind
- 15-Year Limited Heat Exchanger

[Refer to back page for specifications]

COMBI Boiler



think
intelligence within



Standard Equipment:

- High limit sensors
- Low water cut-off
- Shut off valves
- Pressure relief valve
- System pressure gauge
- Expansion tank and Auto bypass
- Electronic Ignition
- Freeze Protection Safety Device

Optional Equipment:

- Outdoor Sensor

LIMITED Warranty:

- 5-Year parts warranty for added peace of mind
- 15-Year Limited Heat Exchanger

40GA Luna Duo-tec

Our most popular high efficiency modulating condensing combi wall-mounted boiler with multiple built-in safety and performance enhancing components. The 40 GA features THINK combustion management system with gas adaptive control technology.

Features:

- 125 MBH Input in CH Mode / 152.8 MBH in DHW Mode
- Domestic hot water flow rates 3.9 GPM @ 70°F temperature rise
- 95% AFUE
- THINK combustion management system
- GAC (gas adaptive control)
- 7:1 Turndown modulation ratio in DHW mode
- 5.5:1 Turndown modulation ratio in central heating mode
- Enhanced stainless steel secondary heat exchanger delivers domestic hot water with 3-way diverter valve priority
- Load matching pump
- Iron-Chromium Stainless Steel burner and heat exchanger
- Approved for closet installation, saving valuable living space
- Equipped with the pre-heating function of the exchanger which guarantees the immediate production of domestic hot water at the set comfort temperature
- Vent Material: coaxial or two-pipe polypropylene
- Gas Type: Natural Gas / Propane
- Dimensions: 17.72"(w) x 13.59"(d) x 30"(h)
- Weight: 102 lbs

[Refer to back page for specifications]

Luna Duo-tec 60GA

Our newest high efficiency modulating condensing combi wall-mounted boiler with multiple built-in safety and performance enhancing components. The 60 GA features THINK combustion management system with gas adaptive control technology.

Features:

- 164 MBH Input in CH Mode / 205 MBH in DHW Mode
- Domestic hot water flow rates 5 GPM @ 70°F temperature rise
- 95% AFUE
- THINK combustion management system
- GAC (gas adaptive control)
- 7:1 Turndown modulation ratio in DHW mode
- 5.5:1 Turndown modulation ratio in central heating mode
- Load matching pump
- Iron-Chromium Stainless Steel Burner and Brazed Plate Heat Exchanger
- Equipped with the pre-heating function of the exchanger which guarantees the immediate production of domestic hot water at the set comfort temperature
- Vent Material: coaxial or two-pipe polypropylene
- Gas Type: Natural Gas / Propane
- Dimensions: 17.75"(w) x 21.5"(d) x 30"(h)
- Weight: 125 lbs



think
intelligence within

Standard Equipment:

- High limit sensors
- Low water cut-off
- Shut off valves
- Pressure relief valve
- System pressure gauge
- Expansion tank and Auto bypass
- Electronic Ignition
- Freeze Protection Safety Device

Optional Equipment:

- Outdoor Sensor

LIMITED Warranty:

- 5-Year parts warranty for added peace of mind
- 15-Year Limited Heat Exchanger

[Refer to back page for specifications]

HEATING Boiler



think
intelligence within



Standard Equipment:

- High limit sensors
- Low water cut-off
- Shut off valves
- Pressure relief valve
- System pressure gauge
- Expansion tank and Auto bypass
- Electronic Ignition
- Freeze Protection Safety Device

Optional Equipment:

- Outdoor Sensor

LIMITED Warranty:

- 5-Year parts warranty for added peace of mind
- 15-Year Limited Heat Exchanger

1.33 GA Luna Duo-tec

The 1.33 GA is a high efficiency modulating condensing central heating wall-mounted boiler featuring THINK combustion management system with gas adaptive control technology.

Features:

- 125 MBH Input
- 95% AFUE
- THINK combustion management system
- GAC (gas adaptive control)
- 5.5:1 Turndown modulation ratio in central heating mode
- Load matching pump
- Stainless steel ANSI 316L pre-mixed burner and heat exchanger
- Approved for closet installation, saving valuable living space
- Equipped with the pre-heating function of the exchanger which guarantees the immediate production of domestic hot water at the set comfort temperature
- Vent Material: coaxial or two-pipe polypropylene
- Gas Type: Natural Gas / Propane
- Dimensions: 17.72"(w) x 13.59"(d) x 30"(h)
- Weight: 102 lbs

[Refer to back page for specifications]

Luna Duo-tec 1.48GA

The 1.48 GA features THINK combustion management system with gas adaptive control technology. This high efficiency modulating condensing central heating boiler is a great solution to your heating needs.

Features:

- 164 MBH Input
- 95% AFUE
- THINK combustion management system
- GAC (gas adaptive control)
- 5.5:1 Turndown modulation ratio in central heating mode
- Iron-Chromium Stainless Steel Burner and Brazed Plate Heat Exchanger
- Equipped with the pre-heating function of the exchanger which guarantees the immediate production of domestic hot water at the set comfort temperature
- Load matching pump
- Vent Material: coaxial or two-pipe polypropylene
- Gas Type: Natural Gas / Propane
- Dimensions: 17.75"(w) x 21.5"(d) x 30"(h)
- Weight: 125 lbs



Standard Equipment:

- High limit sensors
- Low water cut-off
- Shut off valves
- Pressure relief valve
- System pressure gauge
- Expansion tank and Auto bypass
- Electronic Ignition
- Freeze Protection Safety Device

Optional Equipment:

- Outdoor Sensor

LIMITED Warranty:

- 5-Year parts warranty for added peace of mind
- 15-Year Limited Heat Exchanger

[Refer to back page for specifications]

GL (Glass Lined) Indirect Water Heater

Baxi GL



Features:

- Easy to Install
- Low Pressure Drop
- Magnesium Anode Rod Corrosion Protection
- Enameled Coated Steel Tank and Coil
- Minimal Standby Losses
- Flexible Scratch Resistant Jacket
- Aquastat Sensor Well
- Temperature Pressure Relief Valve
- Residential Limited Warranty: Tank, 8-Years; Parts, 5-Years



Model	Sku #	Storage Volume (Gallons)	Coil Heating Surface (Square Feet)	Dimensions (Inches)		Piping Connections N.P.T.		Approx. Weight. (lbs.)
				Height	Diameter	Domestic Water In/Out	Boiler Water In/Out	
H2O 40 GL	H2OIG40BX	42	14	45	24	1	1	180
H2O 50 GL	H2OIG50BX	53	14	51	24	1	1	200
H2O 80 GL	H2OIG80BX	79	20.7	48	30	1	1	243

Model	Sku #	Max. First Hour Rating Gal./Hr. @ 115° F	Continuous Rating Gal./Hr. @ 115° F	Boiler Output Needed (MBH)	Boiler Water Flow Through the Coil (Gal./Min.)	Pressure Drop Through the Coil (Ft. Water)
H2O 40 GL	H2OIG40BX	198	162	105	14.0	10.7
		256	220	120		
H2O 50 GL	H2OIG50BX	212	169	110	14.0	10.7
		310	268	140		
H2O 80 GL	H2OIG80BX	228	164	110	14.0	15.9
		346	281	180		

Note: All ratings are based on 170° F boiler water supply temperature. Domestic hot water 70° F rise, 45° F water inlet temperature. Specifications subject to change without notice.




uSense

Features:

- Remote access and monitoring
- Improved serviceability. Having your installer connected provides better service
- Enjoy comfort, energy savings and lower utility bills
- uSense can be connected to multiple smartphones
- Control multiple thermostats from a single smartphone or tablet
- Switch between manual and schedule modes: Automatic programming can be set up quickly and easily through a short questionnaire about schedules and habits of the user
- Ability to lock thermostat settings
- Display Setting can be set to Celsius (°C) or Fahrenheit (°F)
- Dimensions: 4.7"(w) x 1.1"(d) x 3.5"(h)
- Temperature Range: 5°C - 30°C (41°F - 86°F)
- 115 Vac - 24 Vac Gateway Power Supply
- 3-Years Limited Warranty

Connect to a Baxi GA Boiler for added Benefits:

- View energy consumption, outside temperature, water pressure, and current boiler temperature
- View boiler messages to confirm the boiler is operating correctly and diagnose errors



Download the Free
Baxi Thermostat App



Product SPECIFICATIONS

DOMESTIC HOT WATER MODE

MODEL	INPUT MPH		FLOW RATE (Based on 70°F Temperature Rise)	
	MAX	MIN	GPM	
COMBI	30 GA	115.5	16.6	2.5
	40 GA	152.8	22	3.9
	60 GA	205	29.5	5.0

SPACE HEATING MODE

MODEL	INPUT MPH		AHRI CERTIFIED RATINGS			
	MAX	MIN	HEATING CAPACITY MBH	EFFICIENCY AFUE %	NET WATER MBH ⁽¹⁾	
COMBI	30 GA	115.5	16.6	85.4	95	70
	40 GA	152.8	22	113	95	98
	60 GA	205	29.5	153	95	133
HEAT ONLY	1.33 GA	125	22	113	95	98
	1.48 GA	164	29.5	153	95	133

(1) Net Water Rating shown based on piping and pickup allowance of 1.15. Consult manufacturer before selecting boilers for installation having unusual piping and pickup requirements, such as intermittent system operation, extensive piping systems, etc.

VENT MATERIAL / SIZE

MODEL	IN INCHES (mm)			
	COAXIAL ⁽²⁾ Inner Diameter x Outer Diameter	2-PIPE POLYPROPYLENE ⁽²⁾	2-PIPE CPVC ⁽²⁾	
COMBI	30 GA	2" x 4" (60mm x 100mm)	3" (80mm)	3" (80mm)
	40 GA	2" x 4" (60mm x 100mm)	3" (80mm)	3" (80mm)
	60 GA	3" x 5" (80mm x 125mm)	3" (80mm)	3" (80mm)
HEAT ONLY	1.33 GA	2" x 4" (60mm x 100mm)	3" (80mm)	3" (80mm)
	1.48 GA	3" x 5" (80mm x 125mm)	3" (80mm)	3" (80mm)

(2) Refer to IOM and vent pipe manufacturer's instructions for equivalent lengths and approved venting materials.



CERTIFICATIONS



Baxi is the only company in the heating and sanitary business to have achieved all 3 certifications:
Quality (ISO 9001,) Environment (ISO 14001,) Safety (OHSAS 18001)

BAXI

www.baxiboilers.com



All specifications subject to change without notice.

©2021 Baxi N.A.

PN 240012218 Rev. [01/04/21]